VnetLPR Raporty

7 Steps View most recent version on Tango.us

Created by	Creation Date	Last Updated
Patryk Nitschke	Sep 27, 2024	Sep 27, 2024

STEP 1

Wchodzimy w Raporty

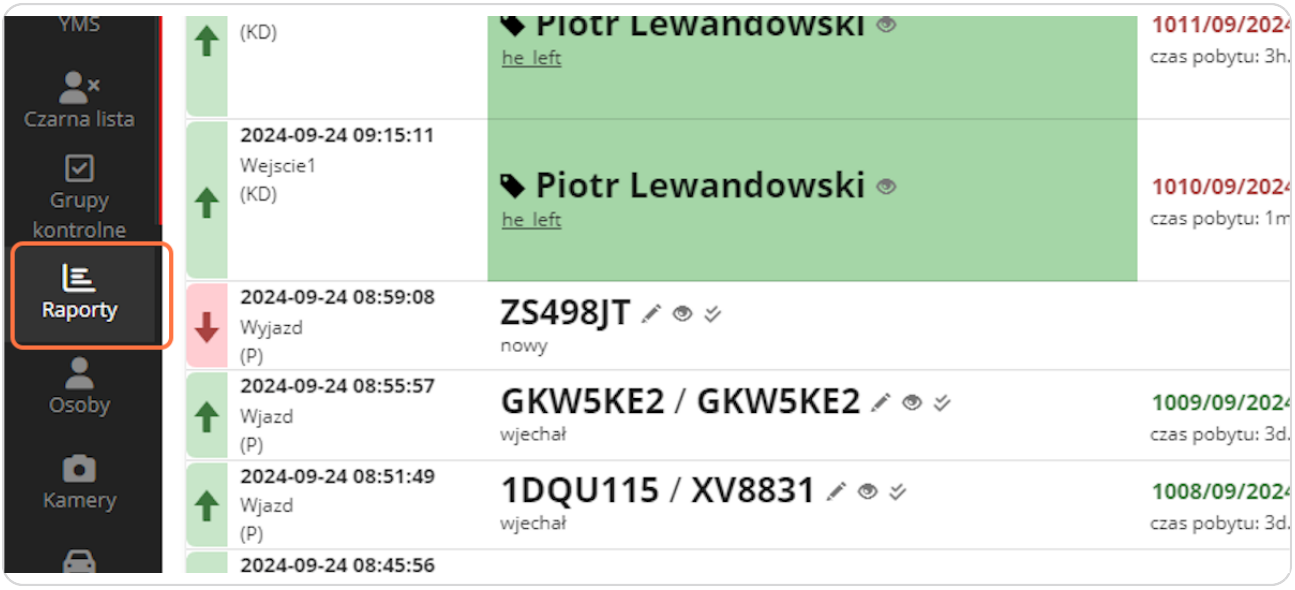

STEP 2

W module raporty możemy sprawdzić jaki jest przepływ pojazdów na obiekcie

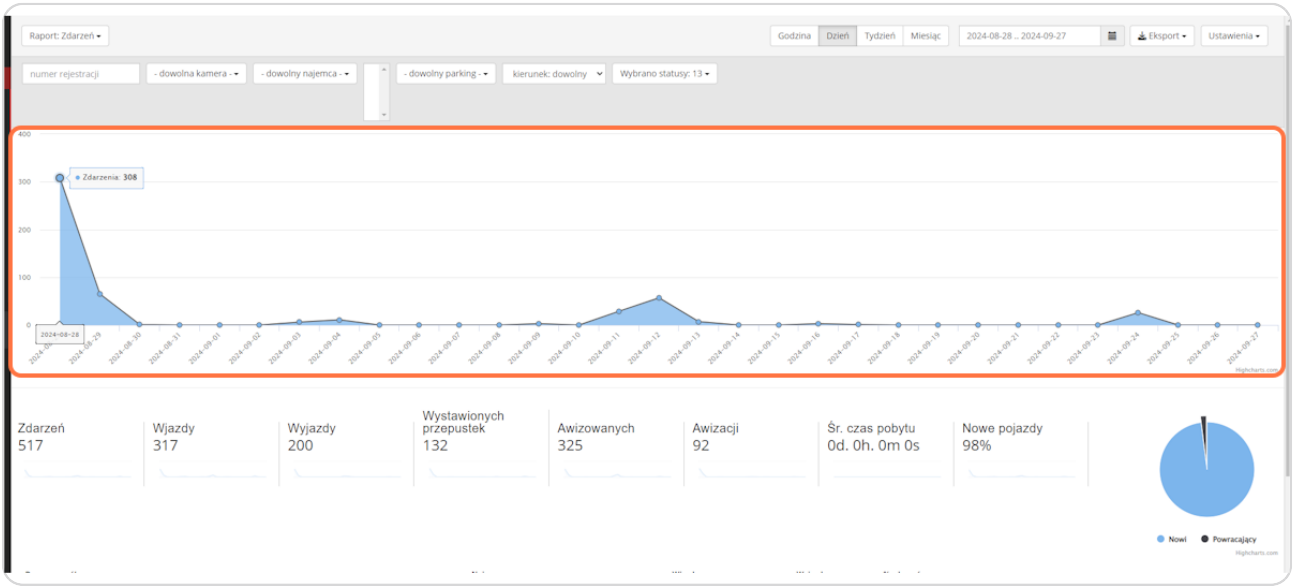

STEP 3

Można sprecyzować nasz raport dla konkretnego wjazdu/najemcy/kierunku/statusu pojazdu

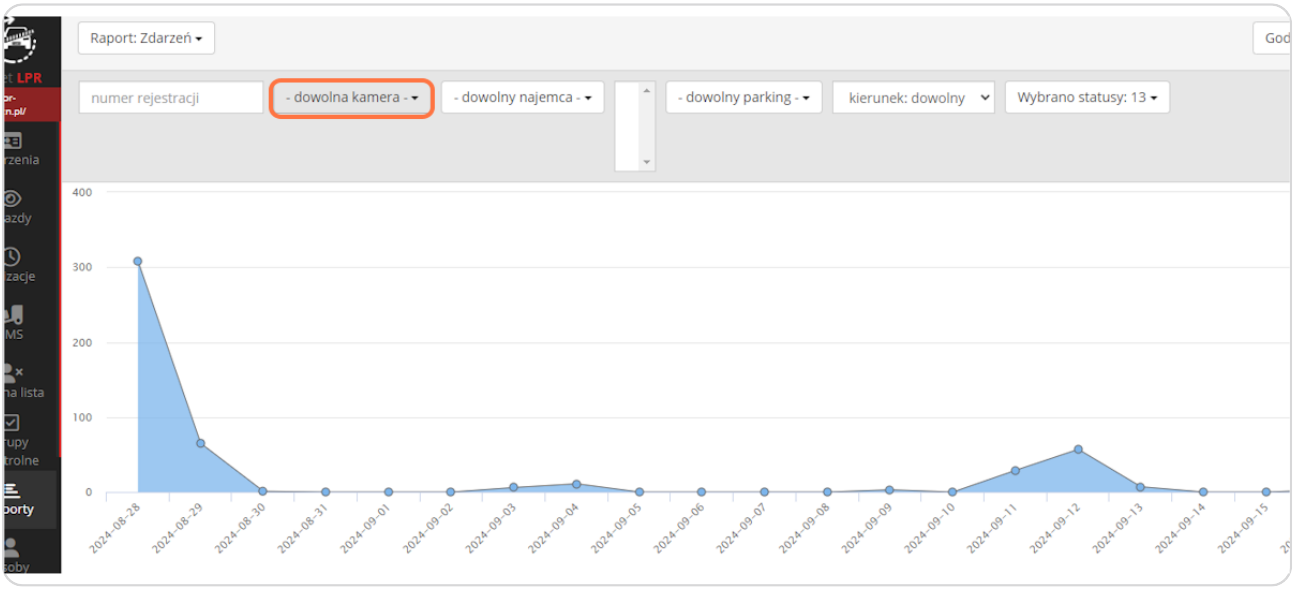

STEP 4

Można zobaczyć dane szczegółowe

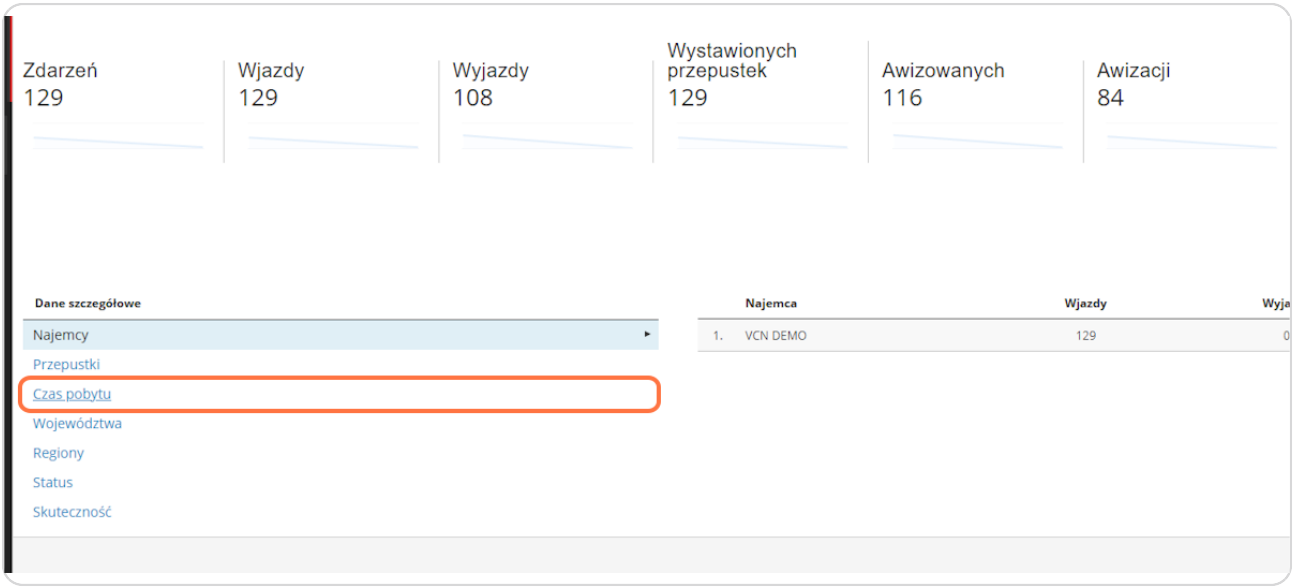

STEP 5

Można wygenerować raport w formacie xlsx. W tym celu wybie ramy Eksport

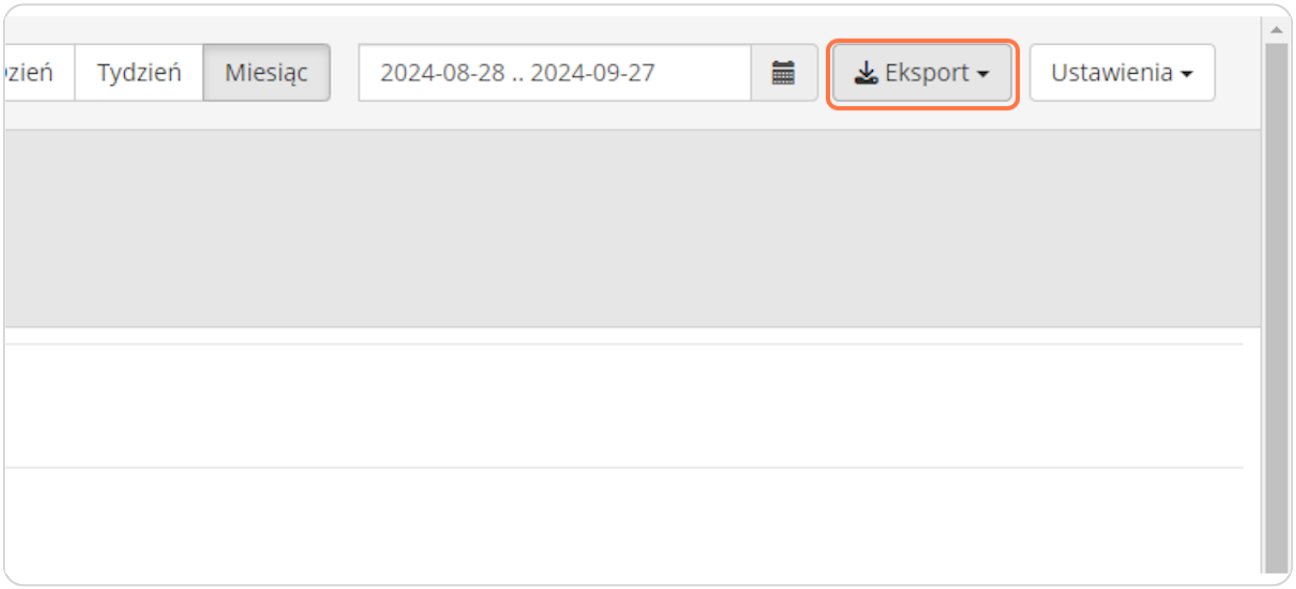

STEP 6

Wybieramy Excel

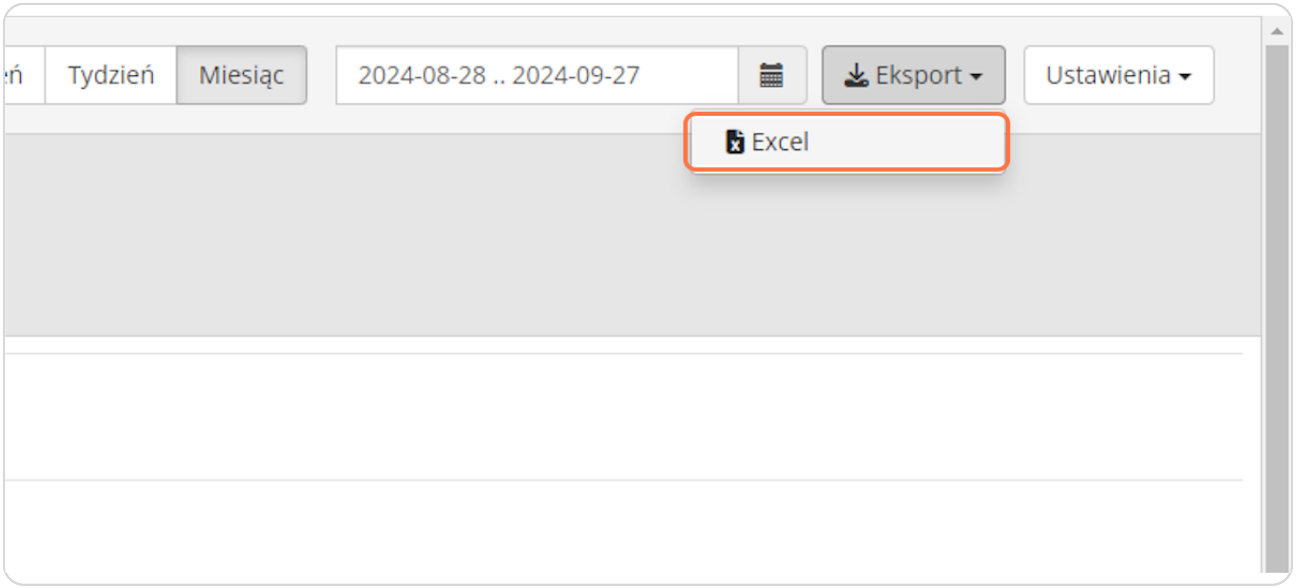

STEP 7

Dostajemy gotowy plik xlsx

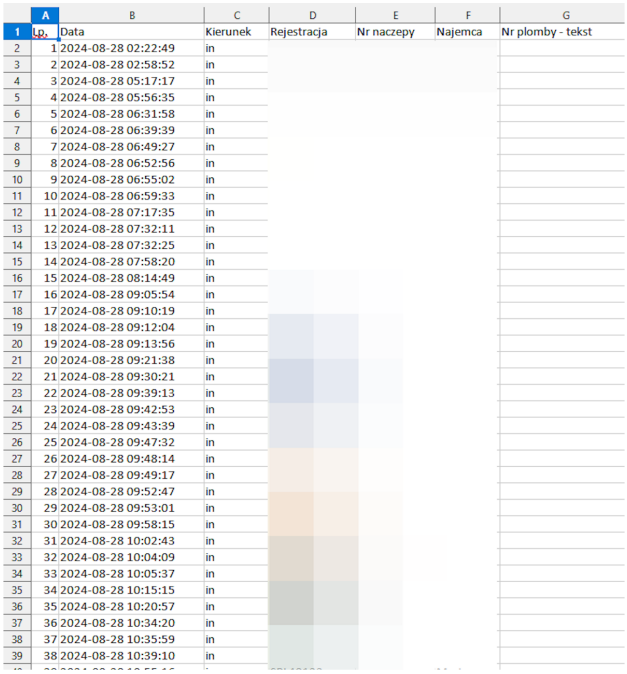

	A	B	C	D	E	F	G
1	Lp.	Data	Kierunek	Rejestracja	Nr naczepy	Najemca	Nr plomby - tekst
2	1	2024-08-28 02:22:49	in				
3	2	2024-08-28 02:58:52	in				
4	3	2024-08-28 05:17:17	in				
5	4	2024-08-28 05:56:35	in				
6	5	2024-08-28 06:31:58	in				
7	6	2024-08-28 06:39:39	in				
8	7	2024-08-28 06:49:27	in				
9	8	2024-08-28 06:52:56	in				
10	9	2024-08-28 06:55:02	in				
11	10	2024-08-28 06:59:33	in				
12	11	2024-08-28 07:17:35	in				
13	12	2024-08-28 07:32:11	in				
14	13	2024-08-28 07:32:25	in				
15	14	2024-08-28 07:58:20	in				
16	15	2024-08-28 08:14:49	in				
17	16	2024-08-28 09:05:54	in				
18	17	2024-08-28 09:10:19	in				
19	18	2024-08-28 09:12:04	in				
20	19	2024-08-28 09:13:56	in				
21	20	2024-08-28 09:21:38	in				
22	21	2024-08-28 09:30:21	in				
23	22	2024-08-28 09:39:13	in				
24	23	2024-08-28 09:42:53	in				
25	24	2024-08-28 09:43:39	in				
26	25	2024-08-28 09:47:32	in				
27	26	2024-08-28 09:48:14	in				
28	27	2024-08-28 09:49:17	in				
29	28	2024-08-28 09:52:47	in				
30	29	2024-08-28 09:53:01	in				
31	30	2024-08-28 09:58:15	in				
32	31	2024-08-28 10:02:43	in				
33	32	2024-08-28 10:04:09	in				
34	33	2024-08-28 10:05:37	in				
35	34	2024-08-28 10:15:15	in				
36	35	2024-08-28 10:20:57	in				
37	36	2024-08-28 10:34:20	in				
38	37	2024-08-28 10:35:59	in				
39	38	2024-08-28 10:39:10	in				

Tango

Never miss a step again. Visit Tango.us